



**UCLA**

Office of Research Data Management

# Highlights of ORA FY18 through Q3 Research Proposals & Awards

<http://portal.research.ucla.edu/>

Rory Constancio  
Director, Office of Research Data Management

# Fiscal Year 2018 through Q3

## Comparison to FY 2017 & FY 2016

### Requested Dollars & Proposal Counts

Fiscal Year Period	Requested Dollars	Proposal Record Counts
FY18 to Q3	\$2,832,555,199	4,165
FY17 to Q3	\$3,039,810,755	4,385
FY16 to Q3	\$2,981,918,762	4,127

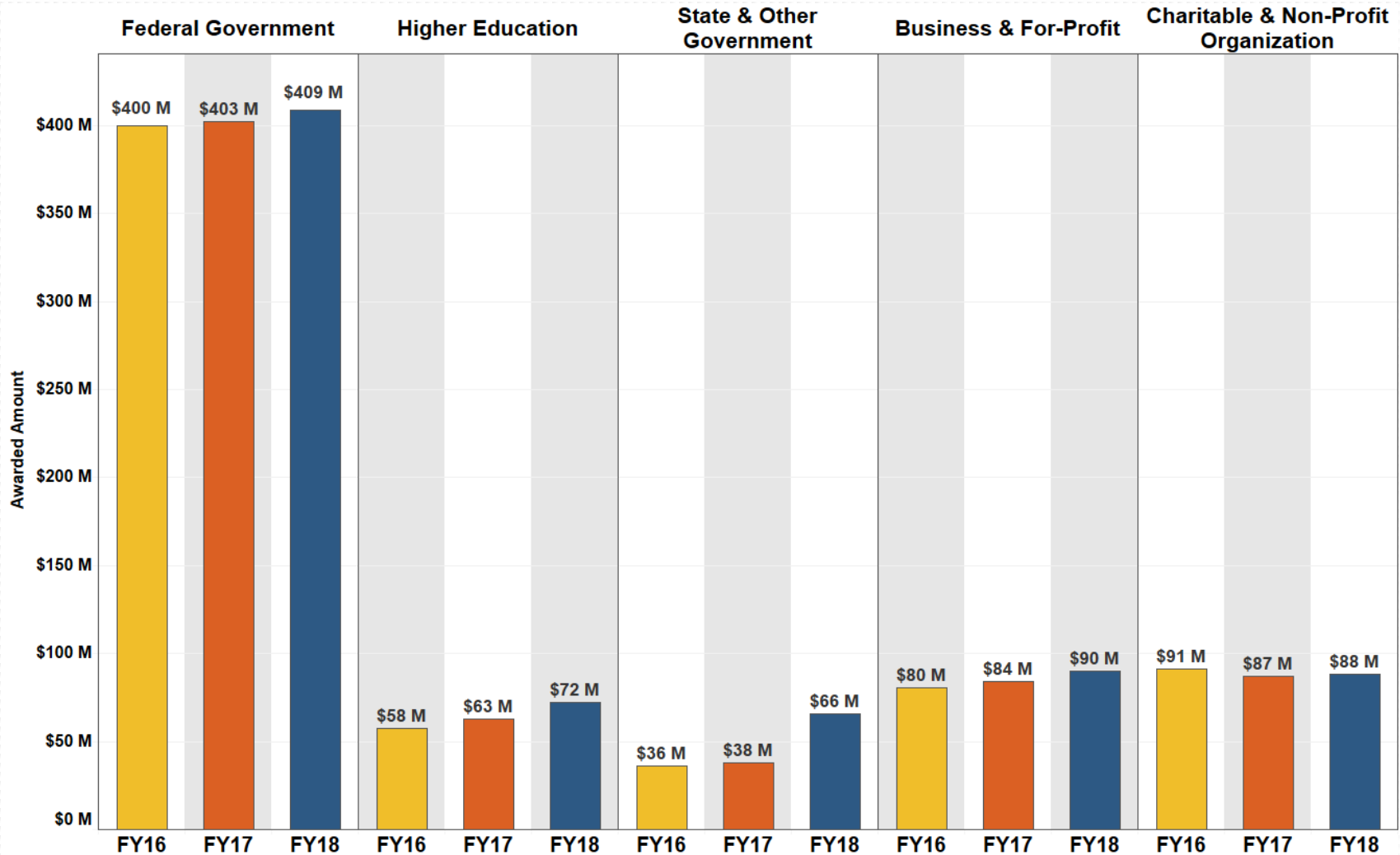
# Fiscal Year 2018 through Q3

## Comparison to FY 2017 & FY 2016

### Awarded Dollars & Counts

Fiscal Year Period	Awarded Dollars	Award (Transaction) Counts
FY18 to Q3	\$725,430,055	4,288
FY17 to Q3	\$673,985,547	3,809
FY16 to Q3	\$664,950,221	3,806

# Through Q3, FY 2016 to FY 2018 Awarded Dollars by Sponsor

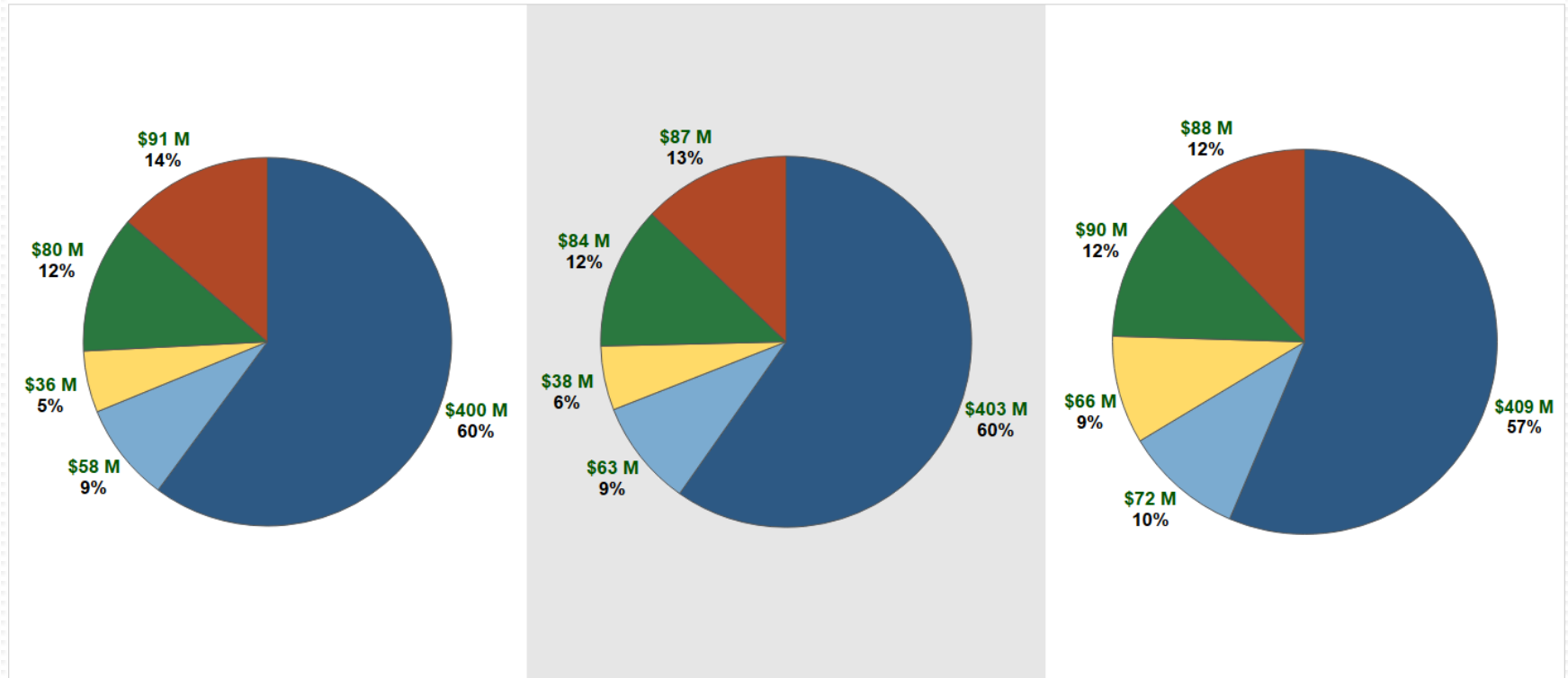


# Through Q3, FY 2016 to FY 2018 Awarded Dollars by Sponsor

FY16 to Q3: \$664,950,221

FY17 to Q3: \$673,985,547

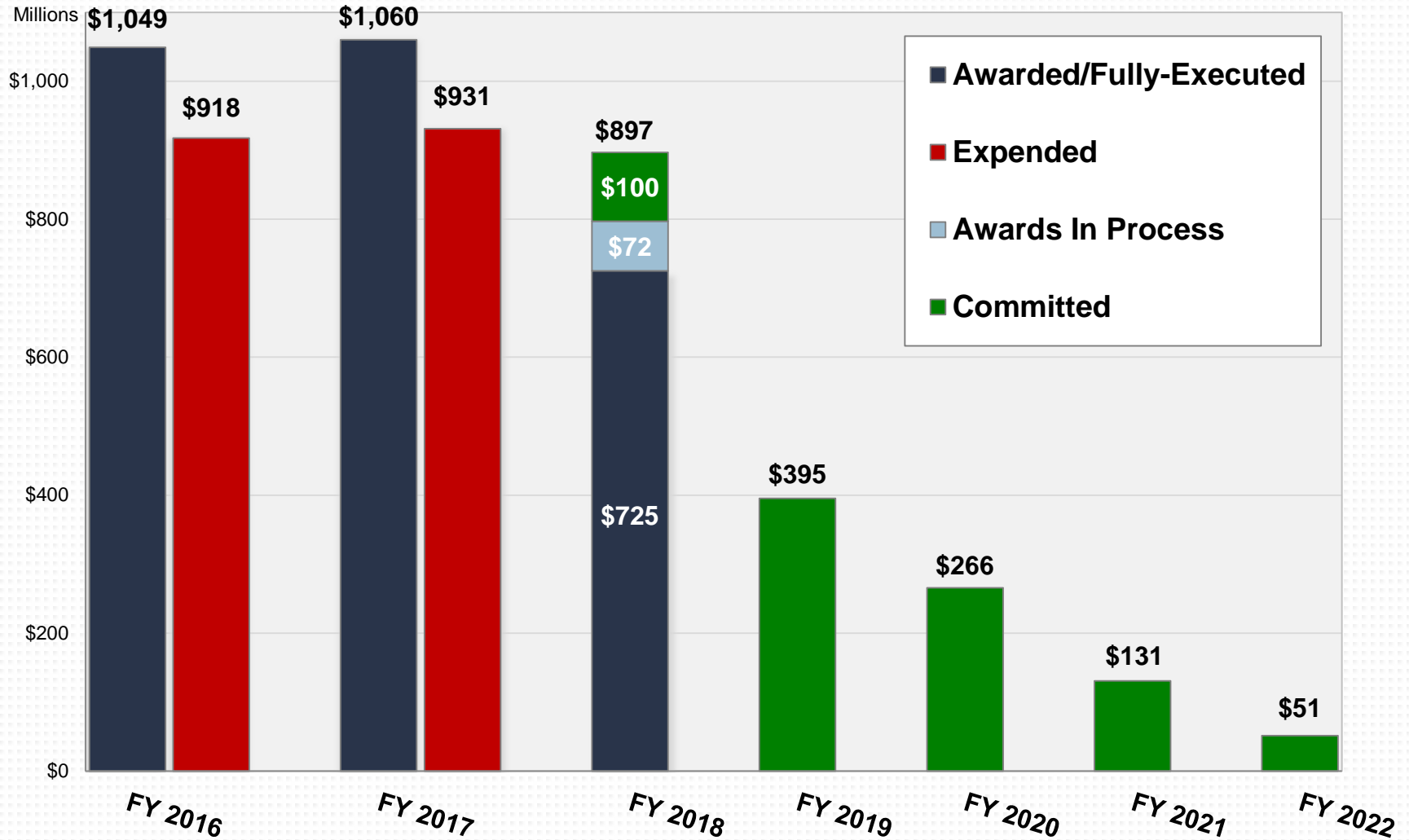
FY18 to Q3: \$725,430,055



**Sponsor Category**

- Federal Government
- Higher Education
- State & Other Government
- Business & For-Profit
- Charitable & Non-Profit Organization

# Past, Present, & Future Research Activity Awarded, Expended, and Committed Dollars



# FY 2016 to FY 2018 through Q3 Awarded Dollars by Date

