



UCLA

Office of Research Data Management

Highlights of ORA FY18 through Q2 Research Proposals & Awards

<http://portal.research.ucla.edu/>

Rory Constancio
Director, Office of Research Data Management

Fiscal Year 2018 through Q2

Comparison to FY 2017 & FY 2016

Requested Dollars & Proposal Counts

Fiscal Year Period	Requested Dollars	Proposal Record Counts
FY18 to Q2	\$1,732,800,188	2,600
FY17 to Q2	\$2,004,568,355	2,834
FY16 to Q2	\$1,857,197,780	2,620

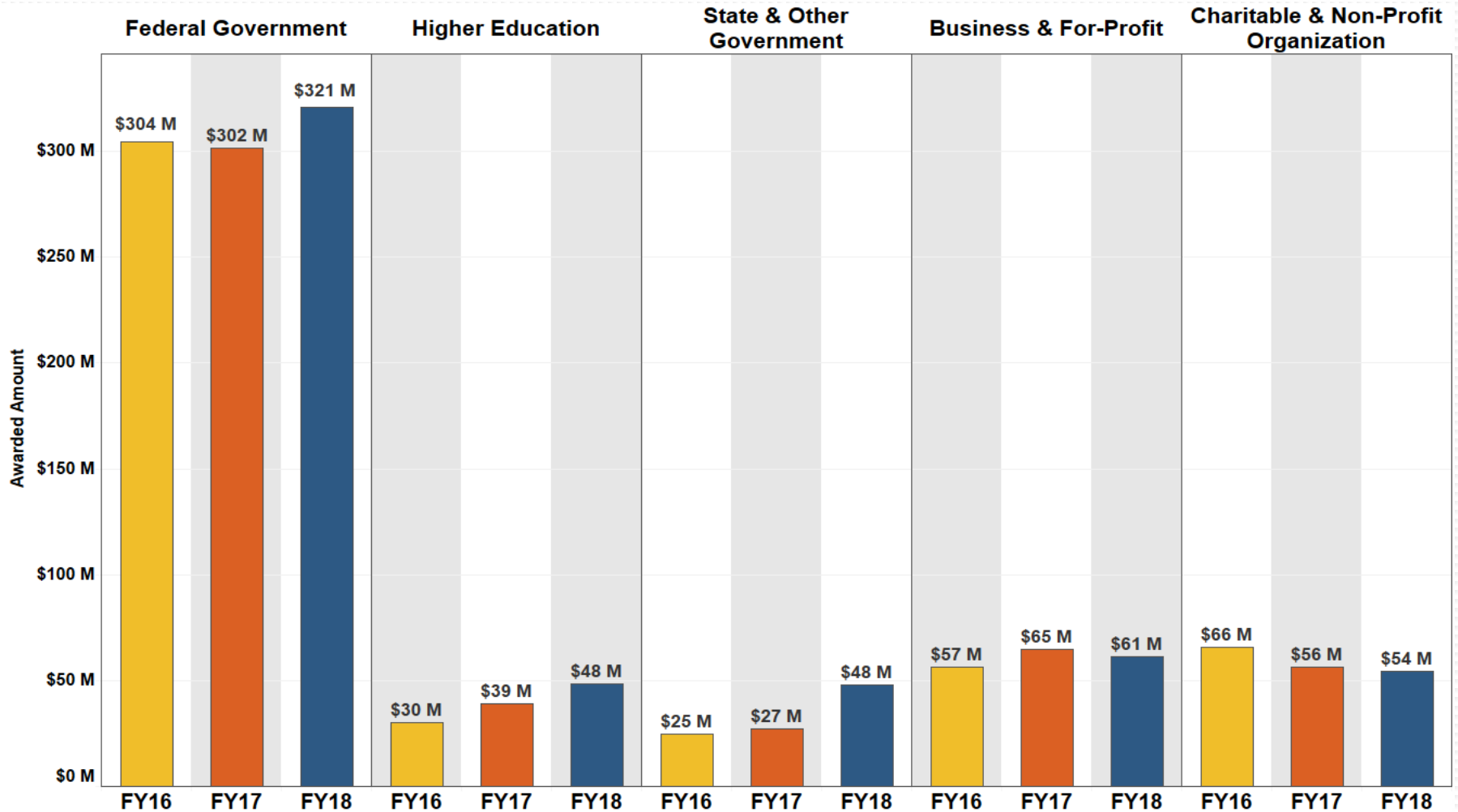
Fiscal Year 2018 through Q2

Comparison to FY 2017 & FY 2016

Awarded Dollars & Counts

Fiscal Year Period	Awarded Dollars	Award (Transaction) Counts
FY18 to Q2	\$532,240,529	2,811
FY17 to Q2	\$489,108,144	2,446
FY16 to Q2	\$481,574,347	2,406

Through Q2, FY 2016 to FY 2018 Awarded Dollars by Sponsor

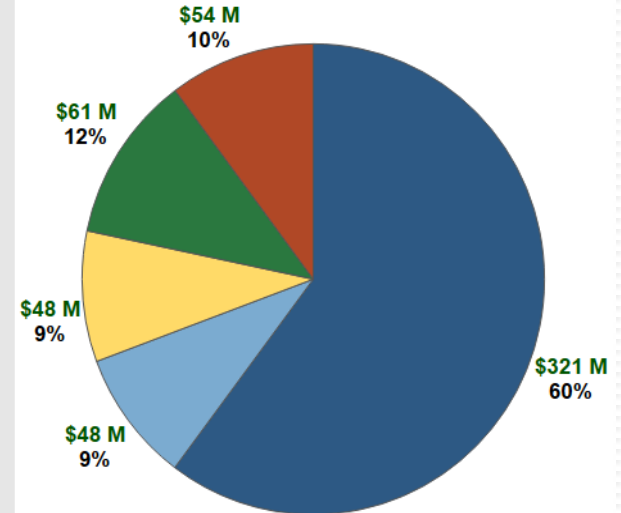
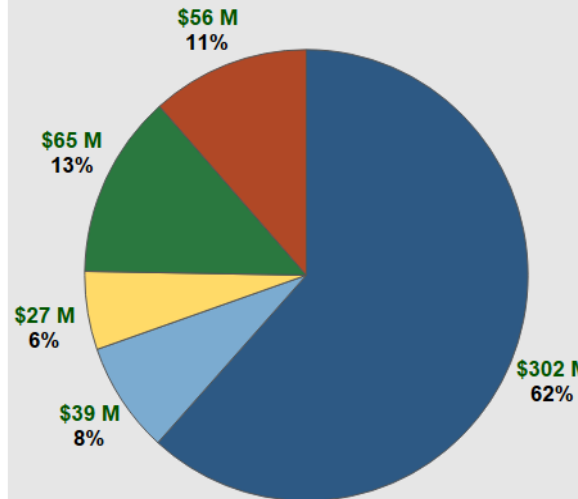
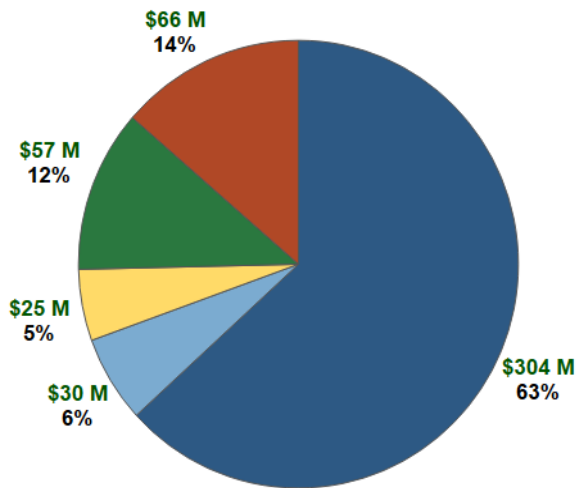


Through Q2, FY 2016 to FY 2018 Awarded Dollars by Sponsor

FY16 to Q2: \$481,574,347

FY17 to Q2: \$489,108,144

FY18 to Q2: \$532,240,529



- Sponsor Category**
- Federal Government
 - Higher Education
 - State & Other Government
 - Business & For-Profit
 - Charitable & Non-Profit Organization

FY 2016 to FY 2018 through Q2 Awarded Dollars by Date

